
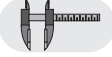




Rückfahrlichtschalter Backup Lamp Switches

| | | | |  |  |
|---|--|---|---|---|---|
| 145 (94 → 01) → 96 97 → | 1,9 TDS, 2,0 1,4, 1,6, 1,8, 1,9 TDS, 2,0 | 70 91 2234 70 91 2234 | 2-polig/cores 2-polig/cores | SW 22 SW 22 | M 14x1,5 M 14x1,5 |
| 146 (94 → 01) → 96 97 → | 1,9 TDS, 2,0 1,4, 1,6, 1,8, 1,9 TDS, 2,0 | 70 91 2234 70 91 2234 | 2-polig/cores 2-polig/cores | SW 22 SW 22 | M 14x1,5 M 14x1,5 |
| 155 (92 → 97) → 95 → 95 96 → | 1,7, 1,8, 1,9 TDS 2,0 1,6, 1,8, 1,9 TDS, 2,0 | 70 91 2234 70 91 2234 70 91 2234 | 2-polig/cores 2-polig/cores 2-polig/cores | SW 22 SW 22 SW 22 | M 14x1,5 M 14x1,5 M 14x1,5 |
| 156 (97 →) alle/all | 1,6, 1,8, 2,0 | 70 91 2234 | 2-polig/cores | SW 22 | M 14x1,5 |
| GTV (95 →) alle/all | 1,8, 2,0 16 V | 70 91 2234 | 2-polig/cores | SW 22 | M 14x1,5 |
| Spider (95 →) alle/all | 1,8, 2,0 16 V | 70 91 2234 | 2-polig/cores | SW 22 | M 14x1,5 |


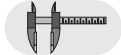
SWAG-No. 70 91 2234
Ref-No. 464 105 23



schwarz/black



Rückfahrlichtschalter Backup Lamp Switches

| | | | | | |
|--|------------------------|-------------------|---------------|---|--|
| 50 (75 → 81) alle/all | alle/all | 30 91 8652 | 2-polig/cores |  SW 22 |  M 18x1,5 |
| 80 /Quattro (73 → 87) alle/all | → (CH) 81/85-H-299 000 | 30 91 8652 | 2-polig/cores | SW 22 | M 18x1,5 |
| 100 /Avant (77 → 91) alle/all | alle/all | 30 91 8652 | 2-polig/cores | SW 22 | M 18x1,5 |
| 200 (80 → 91) alle/all | alle/all | 30 91 8652 | 2-polig/cores | SW 22 | M 18x1,5 |
| Coupe (81 → 88) alle/all | → (CH) 44-M-050 000 | 30 91 8652 | 2-polig/cores | SW 22 | M 18x1,5 |
| V 8 (89 → 94) alle/all | alle/all | 30 91 8652 | 2-polig/cores | SW 22 | M 18x1,5 |

SWAG-No. 30 91 8652

Ref-No.


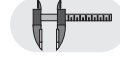
084 941 521



weiß/white



Rückfahrlichtschalter Backup Lamp Switches

| | | | |  |  | |
|---|------------|-------------------|---------------|---|---|--|
| 3'er (E 21) (75 → 84) 315, 316, 318/i 315, 316, 318 i, 320/6 316, 318, 320/4/i 320/4/i/6, 323 i | b) | 99 90 1624 | 2-polig/cores | SW 19 | M 12 x 1,5 | |
| | c) 09/82 → | 99 90 1625 | 2-polig/cores | SW 19 | M 12 x 1,5 | |
| | a) | 99 90 1624 | 2-polig/cores | SW 19 | M 12 x 1,5 | |
| | b) | 99 90 1624 | 2-polig/cores | SW 19 | M 12 x 1,5 | |
| 3'er (E 30) (82 → 94) 316/S, 318 i M10 316/S, 318 i M10/M40 318 iC, 320 iC, 325 iC 320 iS, 325 i/iX, M3 323 i alle/all (ex. 320 iS, M3) | a) → 04/86 | 99 90 1624 | 2-polig/cores | SW 19 | M 12 x 1,5 | |
| | a) 04/86 → | 99 90 1625 | 2-polig/cores | SW 19 | M 12 x 1,5 | |
| | d) | 99 90 1625 | 2-polig/cores | SW 19 | M 12 x 1,5 | |
| | b) | 99 90 1625 | 2-polig/cores | SW 19 | M 12 x 1,5 | |
| | b) | 99 90 1624 | 2-polig/cores | SW 19 | M 12 x 1,5 | |
| | c) | 99 90 1625 | 2-polig/cores | SW 19 | M 12 x 1,5 | |
| | | | | | | |
| 3'er (E 36) (90 → 01) 316 i M40, 318 i M40/iS 316 i M43, 318 i M43 320 i M50, 325 i M50 320 i/iC, 325 i/iC 323 i/iC, 325 td/tds 328 i/iC, M3/C | d) → 09/92 | 99 90 1625 | 2-polig/cores | SW 19 | M 12 x 1,5 | |
| | d) 09/92 → | 99 90 1623 | 2-polig/cores | SW 21 | M 12 x 1,5 | |
| | d) | 99 90 1623 | 2-polig/cores | SW 21 | M 12 x 1,5 | |
| | d) → 02/92 | 99 90 1625 | 2-polig/cores | SW 19 | M 12 x 1,5 | |
| | d) 02/92 → | 99 90 1623 | 2-polig/cores | SW 21 | M 12 x 1,5 | |
| | d) | 99 90 1623 | 2-polig/cores | SW 21 | M 12 x 1,5 | |
| | d) | 99 90 1623 | 2-polig/cores | SW 21 | M 12 x 1,5 | |
| | d) | 99 90 1623 | 2-polig/cores | SW 21 | M 12 x 1,5 | |
| | | | | | | |
| | | | | | | |
| 3'er (E 46) (98 →) 316 i - M 3 | d) | 99 90 1623 | 2-polig/cores | SW 21 | M 12 x 1,5 | |
| | | | | | | |

- a) 4-Gang-Schaltgetriebe / 4-Gear-Manual Transmission
- b) 5-Gang-Sportgetriebe / 5-Gear Speed Transmission
- c) 5-Gang-Schongetriebe / 5-Gear Economy Transmission
- d) Schaltgetriebe / man. Transmission

SWAG-No. 99 90 1623
 Ref-No.
 23 14 7 506 637



schwarz/black

SWAG-No. 99 90 1624
 Ref-No.
 23 14 1 352 153



schwarz/black

SWAG-No. 99 90 1625
 Ref-No.
 23 14 1 354 071





weiß/white



Rückfahrlichtschalter Backup Lamp Switches

Quality Made For The World

| | | | |  |  |
|---|--|-------------------|---------------|---|---|
| 5'er (E 12) (74 → 81) 518/i, 520/4/i/6 518/i, 520/6 520/4/i 525, 528/i 525, 528 i, M 535 i 525, 528/i, M 535 i | a) 08/77 → (ex. Australien/Schweden) | 99 90 1624 | 2-polig/cores | SW 19 | M 12 x 1,5 |
| | a) 08/77 → (nur/only Australien/Schweden) | 99 90 1625 | 2-polig/cores | SW 19 | M 12 x 1,5 |
| | b) 06/75 → | 99 90 1624 | 2-polig/cores | SW 19 | M 12 x 1,5 |
| | b) | 99 90 1624 | 2-polig/cores | SW 19 | M 12 x 1,5 |
| | a) | 99 90 1625 | 2-polig/cores | SW 19 | M 12 x 1,5 |
| | c) | 99 90 1625 | 2-polig/cores | SW 19 | M 12 x 1,5 |
| b) | 99 90 1625 | 2-polig/cores | SW 19 | M 12 x 1,5 | |
| 5'er (E 28) (81 → 87) 518 i 518/i, 520 i, 524 d/td 525 e 525 i 525 i, 528 i, 535 i, M535 i 525 i, 535 i, M535 i, M5 | a) → 09/85 | 99 90 1624 | 2-polig/cores | SW 19 | M 12 x 1,5 |
| | a) 09/85 → | 99 90 1625 | 2-polig/cores | SW 19 | M 12 x 1,5 |
| | c) | 99 90 1625 | 2-polig/cores | SW 19 | M 12 x 1,5 |
| | c) | 99 90 1625 | 2-polig/cores | SW 19 | M 12 x 1,5 |
| | a) | 99 90 1625 | 2-polig/cores | SW 19 | M 12 x 1,5 |
| | c) → 09/85 | 99 90 1625 | 2-polig/cores | SW 19 | M 12 x 1,5 |
| | b) | 99 90 1625 | 2-polig/cores | SW 19 | M 12 x 1,5 |
| | b) | 99 90 1625 | 2-polig/cores | SW 19 | M 12 x 1,5 |
| 5'er (E 34) (88 → 97) 518 i M40 518 i M43 520 i M20, 525 i M20 520 i M50, 525 i M50 524 td, 535 i, M 5 525 iX/td/tds, 530 i M60 530 i M30 | d) Getrag 240 | 99 90 1625 | 2-polig/cores | SW 19 | M 12 x 1,5 |
| | d) S5D | 99 90 1623 | 2-polig/cores | SW 21 | M 12 x 1,5 |
| | d) | 99 90 1623 | 2-polig/cores | SW 21 | M 12 x 1,5 |
| | d) | 99 90 1625 | 2-polig/cores | SW 19 | M 12 x 1,5 |
| | d) → 09/91 | 99 90 1625 | 2-polig/cores | SW 19 | M 12 x 1,5 |
| | d) 09/91 → | 99 90 1623 | 2-polig/cores | SW 21 | M 12 x 1,5 |
| | d) → 09/91 | 99 90 1625 | 2-polig/cores | SW 19 | M 12 x 1,5 |
| | d) 09/91 → | 99 90 1623 | 2-polig/cores | SW 21 | M 12 x 1,5 |
| | d) | 99 90 1623 | 2-polig/cores | SW 21 | M 12 x 1,5 |
| | d) | 99 90 1623 | 2-polig/cores | SW 21 | M 12 x 1,5 |
| | d) | 99 90 1625 | 2-polig/cores | SW 19 | M 12 x 1,5 |
| 5'er (E 39) (95 →) 520 d - 540 i | d) | 99 90 1623 | 2-polig/cores | SW 21 | M 12 x 1,5 |

- a) 4-Gang-Schaltgetriebe / 4-Gear-Manual Transmission
 b) 5-Gang-Sportgetriebe / 5-Gear Speed Transmission
 c) 5-Gang-Schongetriebe / 5-Gear Economy Transmission
 d) Schaltgetriebe / man. Transmission

SWAG-No. 99 90 1623
 Ref-No.
 23 14 7 506 637



schwarz/black

SWAG-No. 99 90 1624
 Ref-No.
 23 14 1 352 153



schwarz/black


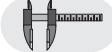
SWAG-No. 99 90 1625
 Ref-No.
 23 14 1 354 071



weiß/white



Rückfahrlichtschalter Backup Lamp Switches

| | | | |  |  |
|---|------------|-------------------|---------------|---|---|
| 6'er (E 24) (76 → 89) 628 CSi, 630 CS, 633 CSi 635 CSi M 635 CSi | a), b), c) | 99 90 1625 | 2-polig/cores | SW 19 | M 12 x 1,5 |
| | b), c) | 99 90 1625 | 2-polig/cores | SW 19 | M 12 x 1,5 |
| | d) | 99 90 1625 | 2-polig/cores | SW 19 | M 12 x 1,5 |
| | | | | | |
| 7'er (E 23) (77 → 86) 728, 730, 733 i 728 i/iS, 732 i 735 i 735 iK | a), b) | 99 90 1625 | 2-polig/cores | SW 19 | M 12 x 1,5 |
| | a), b), c) | 99 90 1625 | 2-polig/cores | SW 19 | M 12 x 1,5 |
| | b), c) | 99 90 1625 | 2-polig/cores | SW 19 | M 12 x 1,5 |
| | b) | 99 90 1625 | 2-polig/cores | SW 19 | M 12 x 1,5 |
| 7'er (E 32) (86 → 94) 730 i/iL M30, 735 i/iL 730 i/iL M60 | d) → 09/91 | 99 90 1625 | 2-polig/cores | SW 19 | M 12 x 1,5 |
| | d) 09/91 → | 99 90 1623 | 2-polig/cores | SW 21 | M 12 x 1,5 |
| | d) | 99 90 1623 | 2-polig/cores | SW 21 | M 12 x 1,5 |
| 7'er (E 38) (94 → 01) 725 tds - 740 i | d) | 99 90 1623 | 2-polig/cores | SW 21 | M 12 x 1,5 |
| | | | | | |
| 8'er (E 31) (90 → 99) 850 i/Ci/CSi | d) | 99 90 1623 | 2-polig/cores | SW 21 | M 12 x 1,5 |
| | | | | | |
| X 5 (E 53) (00 →) 3,0 d/i | d) | 99 90 1623 | 2-polig/cores | SW 21 | M 12 x 1,5 |
| | | | | | |
| Z 1 (88 → 91) | d) | 99 90 1625 | 2-polig/cores | SW 19 | M 12 x 1,5 |
| | | | | | |
| Z 3 (95 →) 1,8 - M 3,2 | d) | 99 90 1623 | 2-polig/cores | SW 21 | M 12 x 1,5 |
| | | | | | |

- a) 4-Gang-Schaltgetriebe / 4-Gear-Manual Transmission
 b) 5-Gang-Sportgetriebe / 5-Gear Speed Transmission
 c) 5-Gang-Schongetriebe / 5-Gear Economy Transmission
 d) Schaltgetriebe / man. Transmission

SWAG-No. 99 90 1623

Ref-No.

23 14 7 506 637



schwarz/black

SWAG-No. 99 90 1625

Ref-No.

23 14 1 354 071



weiß/white



Rückfahrlichtschalter Backup Lamp Switches

| Model | Part No. | Core Description | SW | Thread |
|--|---|--|----------------------------------|--|
| AX (86 → 98) alle/all alle/all | → (CH) O 04711 (CH) O 04712 → | 70 91 2235 2-polig/cores 70 91 2902 2-polig/cores | SW 22 SW 22 | M 14x1,5 M 14x1,5 |
| Berlingo (96 →) TU (ex. 16 V) | b) → (CH) O 08421 | 70 91 2902 | SW 22 | M 14x1,5 |
| C 15 (84 → 97) 1,1, 1,3 1,1, 1,4 TU alle/all 1,8 D | E1, G1 TU1M, TU3M → (CH) O 04719 (CH) O 04720 → XUD7 → (CH) O 04496 | 70 91 2235 2-polig/cores 70 91 2235 2-polig/cores 70 91 2902 2-polig/cores 70 91 2235 2-polig/cores | SW 22 SW 22 SW 22 SW 22 | M 14x1,5 M 14x1,5 M 14x1,5 M 14x1,5 |
| Evasion (94 → 02) 1,9 TD 2,0 2,0 TD | a) → (CH) O 07391 a) XU10J2 → (CH) O 07391 → (CH) O 08420 | 70 91 2902 2-polig/cores 70 91 2902 2-polig/cores 70 91 2902 2-polig/cores | SW 22 SW 22 SW 22 | M 14x1,5 M 14x1,5 M 14x1,5 |
| Jumper (94 →) 1,9 D/TD 2,0 Sofim | a) alle/all, c) → 06/00 a) XU10J2, c) XU10J2 → 06/00 2,8 D/TD/HDi → 06/00 | 70 91 2902 2-polig/cores 70 91 2902 2-polig/cores 70 91 2902 2-polig/cores | SW 22 SW 22 SW 22 | M 14x1,5 M 14x1,5 M 14x1,5 |
| Jumpy (94 →) 1,9 TD 2,0 TD | → (CH) O 07111 c) DW10ATED → (CH) O 08420 c) DW10BTED → (CH) O 08420 | 70 91 2902 2-polig/cores 70 91 2902 2-polig/cores 70 91 2902 2-polig/cores | SW 22 SW 22 SW 22 | M 14x1,5 M 14x1,5 M 14x1,5 |
| Saxo (96 →) alle/all | Schaltgetriebe/man. Transmission | 70 91 2902 | SW 22 | M 14x1,5 |
| Xantia (93 → 01) 2,0, 2,1 TD, 3,0 | XU10J2TE, ES9J4, XUD11BTE | 70 91 2902 | SW 22 | M 14x1,5 |
| ZX (91 → 97) TU | alle/alle | 70 91 2902 | SW 22 | M 14x1,5 |

- a) Getriebe / Transmission : ME
b) Getriebe / Transmission : MA
c) Getriebe / Transmission : ML5T

SWAG-No. 70 91 2235
Ref-No. 2257.17



schwarz/black


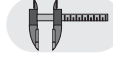
SWAG-No. 70 91 2902
Ref-No. 2257.40



schwarz/black



Rückfahrlichtschalter Backup Lamp Switches

| | | | | | |
|---|----|-------------------|---------------|--|---|
| Espero (94 → 97) GLX, CD 18, CD 20 | a) | 99 90 2800 | 2-polig/cores |  SW 19 |  M 12x1,5 |
| Lanos (97 →) alle/all | a) | 99 90 2800 | 2-polig/cores | SW 19 | M 12x1,5 |
| Leganza (97 →) alle/all | a) | 99 90 2800 | 2-polig/cores | SW 19 | M 12x1,5 |
| Nexia (94 → 98) GL/GLE/GLX/GTX | a) | 99 90 2800 | 2-polig/cores | SW 19 | M 12x1,5 |
| a) Schaltgetriebe / man. Transmission | | | | | |

SWAG-No. 99 90 2800
 Ref-No. 9619 2077



weiß/white



Rückfahrlichtschalter Backup Lamp Switches

| Modell | Spezifikation | SWAG-Teilenummer | Kernanzahl | SWAG-Code | Maße | |
|---------------------------------|--|--|---|-------------------------|----------------------------------|-----------|
| Barchetta (95 →) | alle/all | 70 91 2234 | 2-polig/cores | SW 22 | M 14x1,5 | |
| Brava (95 →) | 1,4 12 V, 1,6 16 V 1,8 16 V, 1,9 TD-JTD | 70 91 2234 70 91 2234 | 2-polig/cores 2-polig/cores | SW 22 SW 22 | M 14x1,5 M 14x1,5 | |
| Bravo (95 →) | 1,4 12 V, 1,6 16 V 1,8 16 V, 2,0 20 V 1,9 TD-JTD | 70 91 2234 70 91 2234 70 91 2234 | 2-polig/cores 2-polig/cores 2-polig/cores | SW 22 SW 22 SW 22 | M 14x1,5 M 14x1,5 M 14x1,5 | |
| Cinquecento (93 → 98) | 0,9 | 70 91 2233 | 2-polig/cores | SW 22 | M 14x1,5 | |
| Coupe (93 →) | 1,8 16 V 2,0 (ex. Turbo) | 70 91 2234 70 91 2234 | 2-polig/cores 2-polig/cores | SW 22 SW 22 | M 14x1,5 M 14x1,5 | |
| Ducato (82 →) | Diesel Diesel | → 94 94 → | 2-polig/cores 2-polig/cores | SW 22 SW 22 | M 14x1,5 M 14x1,5 | |
| Fiorino (93 →) | alle/all | LHD | 70 91 2234 | 2-polig/cores | SW 22 | M 14x1,5 |
| Marea (95 →) | (ex. 1,2 16 V, 2,4 JTD) | alle/all | 70 91 2234 | 2-polig/cores | SW 22 | M 14x1,50 |
| Multipla (99 →) | alle/all | alle/all | 70 91 2234 | 2-polig/cores | SW 22 | M 14x1,5 |
| Palio (98 →) | 1,6 16 V, 1,7 TDS | alle/all | 70 91 2234 | 2-polig/cores | SW 22 | M 14x1,5 |

a) ohne Katalysator / without Catalyst
b) Getriebe / Transmission C 513

SWAG-No. 70 91 2233
Ref-No. 0758 0599



schwarz/black

SWAG-No. 70 91 2234
Ref-No. 4641 0523



schwarz/black

SWAG-No. 70 91 2235
Ref-No. 9151 4733



schwarz/black

SWAG-No. 70 91 2902
Ref-No. 96018 11080



schwarz/black



Rückfahrlichtschalter Backup Lamp Switches

| Modell | Alle/All | SWAG-Teilenummer | Kernanzahl | SWAG-Teilenummer | SWAG-Teilenummer | SWAG-Teilenummer |
|---|----------------------------|--|---|-------------------------|------------------|----------------------------------|
| Panda (86 →) alle/all | alle/all | 70 91 2233 | 2-polig/cores | SW 22 | | M 14x1,5 |
| Punto I / II (93 →) 1,4 GT, 1,7 TDS 1,9 D-JTD, 1,8 16 V | alle/all alle/all | 70 91 2234 70 91 2234 | 2-polig/cores 2-polig/cores | SW 22 SW 22 | | M 14x1,5 M 14x1,5 |
| Scudo (05/96 →) 1,9 TDS | alle/all | 70 91 2902 | 2-polig/cores | SW 22 | | M 14x1,5 |
| Seicento (98 →) 0,9 | alle/all | 70 91 2233 | 2-polig/cores | SW 22 | | M 14x1,5 |
| Strada (99 →) 1,2 8 V, 1,7 TDS | alle/all | 70 91 2234 | 2-polig/cores | SW 22 | | M 14x1,5 |
| Tempra (90 → 96) 1,4, 1,6, 1,8, 2,0 | alle/all | 70 91 2234 | 2-polig/cores | SW 22 | | M 14x1,5 |
| Tipo (90 → 95) 1,1, 1,4, 1,6, 1,9 D-JTD 1,8, 2,0 | 93 →; alle/all alle/all | 70 91 2234 70 91 2234 | 2-polig/cores 2-polig/cores | SW 22 SW 22 | | M 14x1,5 M 14x1,5 |
| Ulysse (05/96 →) alle/all | alle/all | 70 91 2902 | 2-polig/cores | SW 22 | | M 14x1,5 |
| Uno (89 → 95) 0,9, 1,0, 1,1, 1,3 D 1,4, 1,5 1,4 TD, 1,7 D, 1,9 D | alle/all a) alle/all | 70 91 2233 70 91 2234 70 91 2234 | 2-polig/cores 2-polig/cores 2-polig/cores | SW 22 SW 22 SW 22 | | M 14x1,5 M 14x1,5 M 14x1,5 |

- a) ohne Katalysator / without Catalyst
b) Getriebe / Transmission C 513

SWAG-No. 70 91 2233
Ref-No. 0758 0599



schwarz/black

SWAG-No. 70 91 2234
Ref-No. 4641 0523



schwarz/black



SWAG-No. 70 91 2902
Ref-No. 96018 11080



schwarz/black



Rückfahrlichtschalter Backup Lamp Switches

| | | | |  |  |
|---|--|--|--|---|---|
| Capri II (82 → 86) Mod. 75 Mod. 75 | 04/82 →; a) Typ 3 08/82 →; a) Typ 9 | 50 90 1455 50 90 1455 | 2-polig/cores 2-polig/cores | SW 22 SW 22 | M 14 x 1,5 M 14 x 1,5 |
| Cortina (70 → 82) Mod. 70, 76 Mod. 76 | a) Typ 3 a) Typ 2, E-Typ | 50 90 1455 50 90 1455 | 2-polig/cores 2-polig/cores | SW 22 SW 22 | M 14 x 1,5 M 14 x 1,5 |
| Escort/Orion (03/89 → 98) Mod. 86, 91, 95 | a) IB5 | 50 90 1807 | 2-polig/cores | SW 22 | M 16 x 1,5 |
| Fiesta (03/89 → 01) Mod. 89, 96 | a) BC/MTX/IB5 | 50 90 1807 | 2-polig/cores | SW 22 | M 16 x 1,5 |
| Granada (77 → 94) Mod. 78 Mod. 82, 85 Mod. 85 Mod. 85 | → 04/85; a) E-Typ 08/82 → 04/93; a) Typ 9 04/85 → 11/88; a) 4x4 Typ 9 05/85 →; a) MT-75 | 50 90 1455 50 90 1455 50 90 1455 50 90 8079 | 2-polig/cores 2-polig/cores 2-polig/cores 2-polig/cores | SW 22 SW 22 SW 22 SW 22 | M 14 x 1,5 M 14 x 1,5 M 14 x 1,5 M 16 x 1,5 |
| Mondeo (01/95 →) Mod. 93, 97 | a) MTX 75 | 50 90 1807 | 2-polig/cores | SW 22 | M 16 x 1,5 |
| P 100 (82 → 92) Mod. 82, 87 Mod. 82, 87 | 06/82 → 10/87; a) E-Typ 08/82 →; a) Typ 9 | 50 90 1455 50 90 1455 | 2-polig/cores 2-polig/cores | SW 22 SW 22 | M 14 x 1,5 M 14 x 1,5 |

a) Getriebe / Transmission

SWAG-No. 50 90 1455
Ref-No. 1 652 164
76BG15520A1B



schwarz/black

SWAG-No. 50 90 1807
Ref-No. 6 871 978
92FG15520A2A



schwarz/black

SWAG-No. 50 90 8079
Ref-No. 6 178 267
88VB15520AA



schwarz/black



Rückfahrlichtschalter Backup Lamp Switches

| Model | Year / Configuration | SWAG Part No. | Core Count | SWAG Code | Thread |
|---|-----------------------------|---------------|---------------|-----------|------------|
| Scorpio (85 → 98) Mod. 85 Mod. 85 Mod. 85, 95 | 04/85 → 04/93; a) Typ 9 | 50 90 1455 | 2-polig/cores | SW 22 | M 14 x 1,5 |
| | 04/85 → 11/88; a) 4x4 Typ 9 | 50 90 1455 | 2-polig/cores | SW 22 | M 14 x 1,5 |
| | 05/85 →; a) MT-75 | 50 90 8079 | 2-polig/cores | SW 22 | M 16 x 1,5 |
| Sierra (87 → 92) Mod. 82, 87 Mod. 82, 87 Mod. 82, 87 Mod. 82, 87 Mod. 87 | → 12/88; a) Typ 2, 3 | 50 90 1455 | 2-polig/cores | SW 22 | M 14 x 1,5 |
| | → 05/89; a) E-Typ | 50 90 1455 | 2-polig/cores | SW 22 | M 14 x 1,5 |
| | a) Typ 9 | 50 90 1455 | 2-polig/cores | SW 22 | M 14 x 1,5 |
| | 04/85 → 11/88; a) 4x4 Typ 9 | 50 90 1455 | 2-polig/cores | SW 22 | M 14 x 1,5 |
| | a) MT-75 | 50 90 8079 | 2-polig/cores | SW 22 | M 16 x 1,5 |
| Taurus (70 → 82) Mod. 70, 76 Mod. 76 | → 08/80; a) Typ 3 | 50 90 1455 | 2-polig/cores | SW 22 | M 14 x 1,5 |
| | a) Typ 2, E-Typ | 50 90 1455 | 2-polig/cores | SW 22 | M 14 x 1,5 |
| Transit (08/82 →) Mod. 84, 86, 92 Mod. 86, 91, 95, 00 | → 04/93; a) Typ 9 | 50 90 1455 | 2-polig/cores | SW 22 | M 14 x 1,5 |
| | 10/88 →; a) MT-75 | 50 90 8079 | 2-polig/cores | SW 22 | M 16 x 1,5 |

a) Getriebe / Transmission

SWAG-No. 50 90 1455
Ref-No. 1 652 164
76BG15520A1B



schwarz/black



SWAG-No. 50 90 8079
Ref-No. 6 178 267
88VB15520AA



schwarz/black



Rückfahrlichtschalter Backup Lamp Switches

| | | | | | |
|--|----------------------------|--|--------------------------------|--|---|
| Dedra (89 → 99) alle/all | alle/all | 70 91 2234 | 2-polig/cores |  SW 22 |  M 14x1,5 |
| Delta (94 →) alle/all | alle/all | 70 91 2234 | 2-polig/cores | SW 22 | M 14x1,5 |
| Y 10 (89 → 95) alle/all alle/all | → 92 92 →; nur/only 4x4 | 70 91 2233 70 91 2233 | 2-polig/cores 2-polig/cores | SW 22 SW 22 | M 14x1,5 M 14x1,5 |
| Zeta (95 →) alle/all | alle/all | 70 91 2902 | 2-polig/cores | SW 22 | M 14x1,5 |





Rückfahrlichtschalter Backup Lamp Switches

| Model | Configuration | Part No. | Core Count | Key Size | Thread |
|--|--|--------------------------|--------------------------------|----------------|--------------------------|
| Ascona C (81 → 88) alle/all | a) alle/all | 40 90 2778 | 2-polig/cores | SW 19 | M 12 x 1,5 |
| Astra F (91 → 98) alle/all | a) alle/all | 99 90 2800 | 2-polig/cores | SW 19 | M 12 x 1,5 |
| Astra G (98 →) alle/all | a) alle/all | 99 90 2800 | 2-polig/cores | SW 19 | M 12 x 1,5 |
| Calibra (89 → 98) alle/all | a) alle/all | 99 90 2800 | 2-polig/cores | SW 19 | M 12 x 1,5 |
| Corso A (83 → 93) alle/all alle/all | a) → (CH) J 4999999 a) (CH) K 4000001 → | 40 90 2778 99 90 2800 | 2-polig/cores 2-polig/cores | SW 19 SW 19 | M 12 x 1,5 M 12 x 1,5 |
| Corso B (93 → 00) alle/all | a) alle/all | 99 90 2800 | 2-polig/cores | SW 19 | M 12 x 1,5 |
| Corso C (00 →) (ex. 1,6) | a) alle/all | 99 90 2800 | 2-polig/cores | SW 19 | M 12 x 1,5 |
| Kadett D (79 → 84) alle/all | a) alle/all | 40 90 2778 | 2-polig/cores | SW 19 | M 12 x 1,5 |
| Kadett E (84 → 91) alle/all alle/all | a) → (CH) J 2791967, J 5273427 a) (CH) J 2791968, J 5273428 → | 40 90 2778 99 90 2800 | 2-polig/cores 2-polig/cores | SW 19 SW 19 | M 12 x 1,5 M 12 x 1,5 |

a) Schaltgetriebe / manual Transmission

SWAG-No. 40 90 2778

Ref-No. 1239 260
90069100



weiß/white

SWAG-No. 99 90 2800


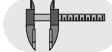
Ref-No. 1239 271
90482454



weiß/white



Rückfahrlichtschalter Backup Lamp Switches

| | | | |  |  |
|---|--|--|--|---|---|
| Omega A (86 → 94) 1,8, 2,0, 2,4, 2,6 3,0 NE C 3,0 NE C 3,0 LE | a) (CH) K 1000099 → a) (Mot) 00109242 → a) (Mot) 00011334 → a) (CH) K 1000099 → | 40 90 2799 40 90 2799 40 90 2799 40 90 2799 | 2-polig/cores 2-polig/cores 2-polig/cores 2-polig/cores | SW 22 SW 22 SW 22 SW 22 | M 12 x 1,5 M 12 x 1,5 M 12 x 1,5 M 12 x 1,5 |
| Omega B (94 →) alle/all | a) alle/all | 40 90 2799 | 2-polig/cores | SW 22 | M 12 x 1,5 |
| Senator B (87 → 93) 2,5 2,6, C 3,0 LE, C 3,0 SE C 3,0 NE | a) (Mot) 0053436 → a) (Mot) 1000099 → a) (Mot) 0011335 → | 40 90 2799 40 90 2799 40 90 2799 | 2-polig/cores 2-polig/cores 2-polig/cores | SW 22 SW 22 SW 22 | M 12 x 1,5 M 12 x 1,5 M 12 x 1,5 |
| Sintra (96 → 99) alle/all | a) alle/all | 99 90 2800 | 2-polig/cores | SW 19 | M 12 x 1,5 |
| Tigra (94 → 00) alle/all | a) alle/all | 99 90 2800 | 2-polig/cores | SW 19 | M 12 x 1,5 |
| Vectra A (88 → 95) alle/all | a) alle/all | 99 90 2800 | 2-polig/cores | SW 19 | M 12 x 1,5 |
| Vectra B (96 → 02) alle/all | a) alle/all | 99 90 2800 | 2-polig/cores | SW 19 | M 12 x 1,5 |
| Zafira (99 →) alle/all | a) alle/all | 99 90 2800 | 2-polig/cores | SW 19 | M 12 x 1,5 |

a) Schaltgetriebe / manual Transmission

SWAG-No. 40 90 2799
Ref-No. 1239 267
90337100



schwarz/black


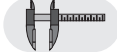
SWAG-No. 99 90 2800
Ref-No. 1239 271
90482454



weiß/white



Rückfahrlichtschalter Backup Lamp Switches

| | | | | | |
|---|---|--|--------------------------------|---|--|
| 106 (91 →) alle/all | a) MA → (CH) O 8420 | 70 91 2902 | 2-polig/cores |  SW 22 |  M 14x1,5 |
| 205 (83 → 96) alle/all alle/all | a) BE1, BH3 a) MA 10/89 → | 70 91 2235 70 91 2902 | 2-polig/cores 2-polig/cores | SW 22 SW 22 | M 14x1,5 M 14x1,5 |
| 206 (98 →) 1,1, 1,4, 1,6 | a) MA → (CH) O 8420 TU1JP, TU3JP, TU5JP | 70 91 2902 | 2-polig/cores | SW 22 | M 14x1,5 |
| 306 (93 → 01) alle/all | a) MA → (CH) O 8420 | 70 91 2902 | 2-polig/cores | SW 22 | M 14x1,5 |
| 309 (86 → 93) alle/all alle/all | a) BE1, MA → 10/89 a) MA 10/89 → | 70 91 2235 70 91 2902 | 2-polig/cores 2-polig/cores | SW 22 SW 22 | M 14x1,5 M 14x1,5 |
| 405 (88 → 96) alle/all 2,0 | a) BE1, MA → S 8752091 a) MA S 8752092 → a) ME → 05/95 XU 10J4TE | 70 91 2235 70 91 2902 | 2-polig/cores 2-polig/cores | SW 22 SW 22 | M 14x1,5 M 14x1,5 |
| 406 (96 →) 2,9 | a) ML5T (CH) O 8001 → O 8420 a) DW10ATED ES9J4, ES9J4S | 70 91 2902 | 2-polig/cores | SW 22 | M 14x1,5 |
| 605 (90 → 00) alle/all | a) ME, ME5T, ML5T, MG5T | 70 91 2902 | 2-polig/cores | SW 22 | M 14x1,5 |

a) Schaltgetriebe / manual Transmission

SWAG-No. 70 91 2235
Ref-No. 2257.17



schwarz/black

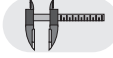
SWAG-No. 70 91 2902
Ref-No. 2257.40



schwarz/black



Rückfahrlichtschalter Backup Lamp Switches

| | | | | | |
|---|--|-------------------|---------------|-------|---|
| 806 (94 → 02) alle/all alle/all | a) ME → (CH) O 7391 | 70 91 2902 | 2-polig/cores | SW 22 |  M 14x1,5 M 14x1,5 |
| | a) ML5T → (CH) O 8421 DW10ATED, DW10ATED4 | 70 91 2902 | 2-polig/cores | SW 22 | |
| Boxer (94 → 06/00) alle/all | a) ME, ML5T, MG5T | 70 91 2902 | 2-polig/cores | SW 22 | M 14x1,5 |
| | | | | | |
| Expert (95 →) alle/all | a) ME → (CH) O 7111 | 70 91 2902 | 2-polig/cores | SW 22 | M 14x1,5 |
| | a) ML5T (CH) O 7112 → O 8420 | 70 91 2902 | 2-polig/cores | SW 22 | M 14x1,5 |
| J 5 (02/89 → 94) alle/all | alle/all | 70 91 2235 | 2-polig/cores | SW 22 | M 14x1,5 |
| | | | | | |
| Partner (96 →) alle/all | a) MA → (CH) O 8421 | 70 91 2902 | 2-polig/cores | SW 22 | M 14x1,5 |
| | | | | | |

a) Schaltgetriebe / manual Transmission

SWAG-No. 70 91 2235
Ref-No. 2257.17



schwarz/black

SWAG-No. 70 91 2902
Ref-No. 2257.40



schwarz/black



Rückfahrlichtschalter Backup Lamp Switches

| | | | | | |
|--|------------------------|-------------------|---------------|-------|----------|
| Golf 1-3 /Variant Jetta 1+2 (75 → 98) 1,05 - 1,3 | a) alle/all | 30 91 8652 | 2-polig/cores | SW 22 | M 18x1,5 |
| Golf 1 Cabrio (79 → 93) 1,05 - 1,3 | a) alle/all | 30 91 8652 | 2-polig/cores | SW 22 | M 18x1,5 |
| Passat 1-2 /Variant/Syncro (74 → 88) 1,05 - 1,3 | a) alle/all | 30 91 8652 | 2-polig/cores | SW 22 | M 18x1,5 |
| Polo 1/Derby 1 (75 → 81) 1,05 - 1,3 | a) alle/all | 30 91 8652 | 2-polig/cores | SW 22 | M 18x1,5 |
| Polo 2/Derby 2 (82 → 89) alle/all | a) → (CH) 80-K-220 000 | 30 91 8652 | 2-polig/cores | SW 22 | M 18x1,5 |
| Scirocco (74 → 92) 1,05 - 1,3 | a) alle/all | 30 91 8652 | 2-polig/cores | SW 22 | M 18x1,5 |

a) 4-Gang-Schaltgetriebe / 4-Speed manual Transmission

SWAG-No. 30 91 8652

Ref-No.



084 941 521



weiß/white



**Rückfahrlichtschalter
Backup Lamp Switches**

| | | | |  |  |
|---------------------------------|-------------------------------------|-------------------|---------------|---|---|
| 240 - 260 (78 → 92) | | | | | |
| alle/all | a) → 84; M 47 | 55 91 5096 | 2-polig/cores | SW 22 | M 14 x 1,5 |
| 242 | a) → 84 (CH 189180 →) M 45, M 46 | 55 91 5096 | 2-polig/cores | SW 22 | M 14 x 1,5 |
| 244 | a) → 84 (CH 52110 →) M 45, M 46 | 55 91 5096 | 2-polig/cores | SW 22 | M 14 x 1,5 |
| 245 | a) → 84 (CH 317940 →) M 45, M 46 | 55 91 5096 | 2-polig/cores | SW 22 | M 14 x 1,5 |
| 262 | a) → 84 (CH 8375 →) M 45, M 46 | 55 91 5096 | 2-polig/cores | SW 22 | M 14 x 1,5 |
| 264 | a) → 84 (CH 107610 →) M 45, M 46 | 55 91 5096 | 2-polig/cores | SW 22 | M 14 x 1,5 |
| 265 | a) → 84 (CH 28320 →) M 45, M 46 | 55 91 5096 | 2-polig/cores | SW 22 | M 14 x 1,5 |
| alle/all | a) 85 →; M 45, M 47 | 55 91 5096 | 2-polig/cores | SW 22 | M 14 x 1,5 |
| 740 - 760 (85 → 91) | | | | | |
| (ex. B 230 F/FT) | a) 85; M 46 | 55 91 5096 | 2-polig/cores | SW 22 | M 14 x 1,5 |
| alle/all | a) 86 →; M 46, 85 →; M 47 | 55 91 5096 | 2-polig/cores | SW 22 | M 14 x 1,5 |
| 850 (91 → 96) | | | | | |
| alle/all | a) alle/all | 55 91 5096 | 2-polig/cores | SW 22 | M 14 x 1,5 |
| 940 - 960 (90 → 97) | | | | | |
| alle/all | a) M 46, M 47, M 90 | 55 91 5096 | 2-polig/cores | SW 22 | M 14 x 1,5 |
| S 60 (00 →) | | | | | |
| alle/all | a) alle/all | 55 91 5096 | 2-polig/cores | SW 22 | M 14 x 1,5 |
| C/S/V 70 (97 → 02.00) | | | | | |
| alle/all | a) alle/all | 55 91 5096 | 2-polig/cores | SW 22 | M 14 x 1,5 |
| S 80 (99 →) | | | | | |
| alle/all | a) alle/all | 55 91 5096 | 2-polig/cores | SW 22 | M 14 x 1,5 |
| S/V 90 (97 → 98) | | | | | |
| alle/all | a) M 46, M 47, M 90 | 55 91 5096 | 2-polig/cores | SW 22 | M 14 x 1,5 |

a) Schaltgetriebe / manual Transmission

SWAG-No. 55 91 5096
Ref-No. 9442728



grau/grey