




## New Beetle (1998 →)

(ch.) → 8C-W-0047 125



32 72 0021


30 80 0068



30 80 0068



32 72 0020




32 71 0011



32 71 0010

(ch.) 8C-W-0047 126 →

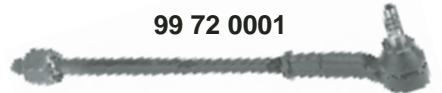


99 72 0002

30 80 0068



30 80 0068



99 72 0001



30 71 0038  
30 91 9336



30 71 0037  
30 91 9342



Ref. - No.



30 71 0037	1J0 422 812 B
30 71 0038	1J0 422 811 B
30 80 0068	1J0 422 831 B
30 91 9336	8N0 422 811 A
30 91 9342	8N0 422 812 A
32 71 0010	1J0 422 812 A
32 71 0011	1J0 422 811 A
32 72 0020	1J0 422 804 A
32 72 0021	1J0 422 803 A
99 72 0001	1J0 422 804 B
99 72 0002	1J0 422 803 B

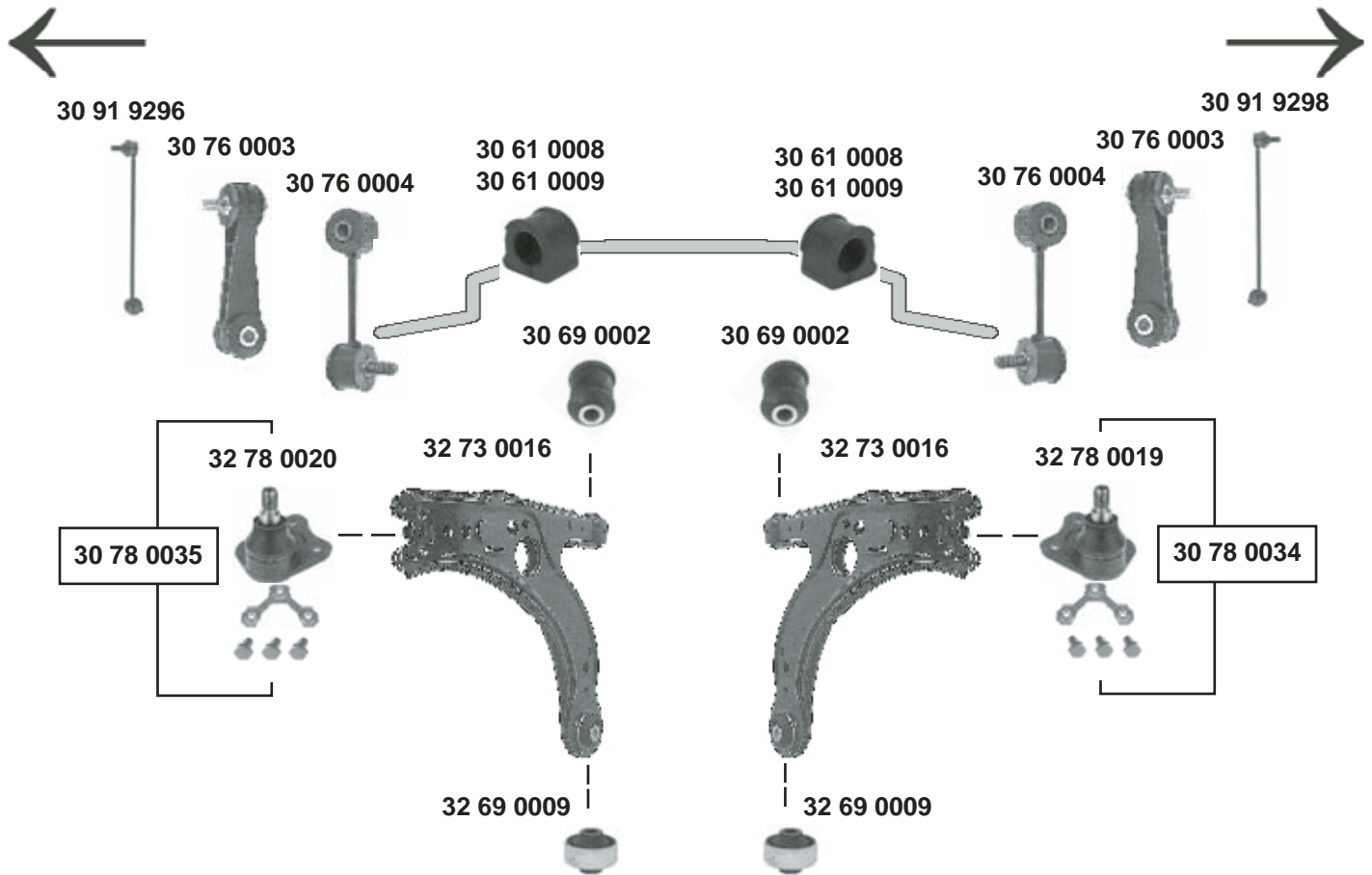
Spurstangenendstück / tie rod end
Spurstangenendstück / tie rod end
Lenkmanschette / steering boot
Spurstangenendstück / tie rod end
Spurstangenendstück / tie rod end
Spurstangenendstück / tie rod end
Spurstangenendstück / tie rod end
Spurstange / tie rod
Spurstange / tie rod
Spurstange / tie rod
Spurstange / tie rod

(ex.) RSi  
(ex.) RSi  
(ex.) RSi  
RSi  
RSi

M14x1,5  
M14x1,5  
  
M14x1,5  
M14x1,5



## New Beetle (1998 →)



### Rep. Sätze / rep. kits

SWAG-No. 30 91 9820

SWAG-No. 30 91 9822



Ref. - No.



30 61 0008	1J0 411 314 C	Stabilisatorlager / stabilizer mount	für/to fit <b>Stabi</b> ☒ A 21	☒ I 21
30 61 0009	1J0 411 314 G	Stabilisatorlager / stabilizer mount	für/to fit <b>Stabi</b> ☒ A 23	☒ I 23
30 69 0002	357 407 182	Querlenkerlager / control arm mount		12 x 33 x 54
30 76 0003	1J0 411 315 C	Verbindungsstange / connecting rod	für/to fit <b>Stabi</b> ☒ A 21	L 105
30 76 0004	1J0 411 315 G	Verbindungsstange / connecting rod	für/to fit <b>Stabi</b> ☒ A 23	L 105
30 78 0034	1J0 407 366 C S	Rep. Satz Traggelenk / rep. kit ball joint		
30 78 0035	1J0 407 365 C S	Rep. Satz Traggelenk / rep. kit ball joint		
30 91 9296	1J0 411 315 D	Verbindungsstange / connecting rod		
30 91 9298	1J0 411 316 D	Verbindungsstange / connecting rod		
30 91 9820	1J0 407 365 C S2	Querlenker, <b>kpl.</b> / control arm, <b>cpl.</b>		
30 91 9822	1J0 407 366 C S2	Querlenker, <b>kpl.</b> / control arm, <b>cpl.</b>		
32 69 0009	1J0 407 181	Querlenkerlager / control arm mount		13 x 60 x 41
32 73 0016	1J0 407 151 B	Querlenker / control arm		
32 78 0019	1J0 407 366 C	Traggelenk / ball joint		M12x1,5
32 78 0020	1J0 407 365 C	Traggelenk / ball joint		M12x1,5